

PERFORMANCE HIGHLIGHTS

STRONG GROWTH IN PATIENT NUMBERS

SUCCESSFUL **R3.1BN** CAPITAL RAISE

ACQUIRED TWO SWISS HOSPITALS AND HOSPITAL SITE IN DUBAI

COMMISSIONED MEDICLINIC MIDSTREAM IN SOUTH AFRICA

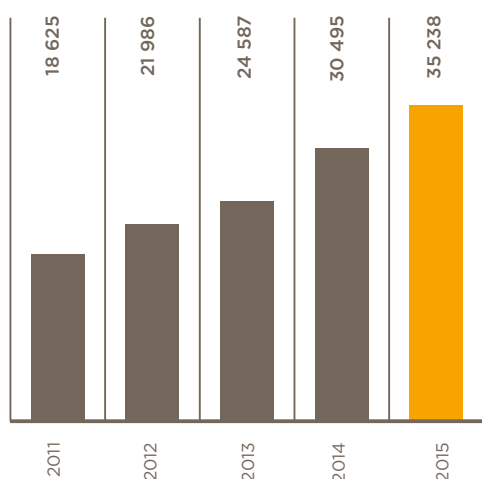
SWISS DEBT REFINANCED ON FAVOURABLE TERMS

POSITIVE IMPACT OF CURRENCY MOVEMENTS

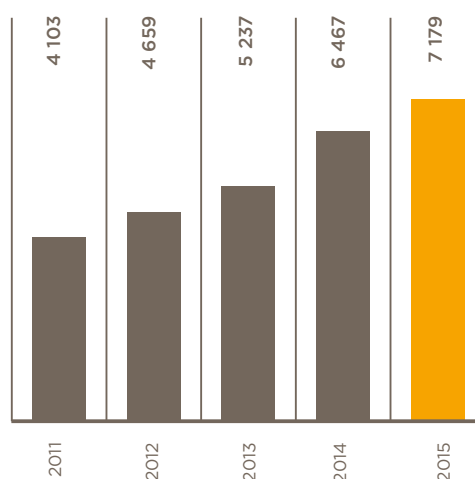
BASIC NORMALISED HEADLINE EARNINGS PER SHARE INCREASED BY **9%** TO **408.2** CENTS

TOTAL DIVIDEND PER ORDINARY SHARE INCREASED BY **11%** TO **106.5** CENTS (2014: 96.0 CENTS)

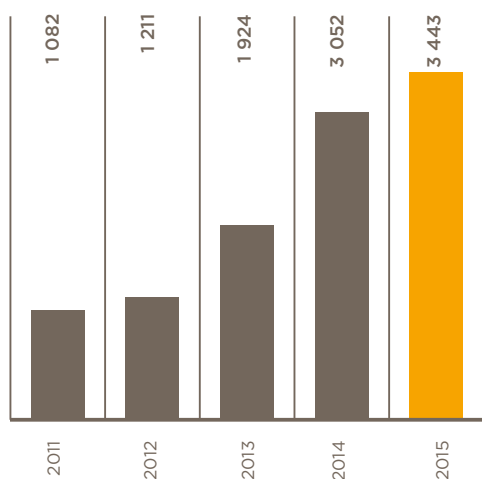
NORMALISED REVENUE (R'M)



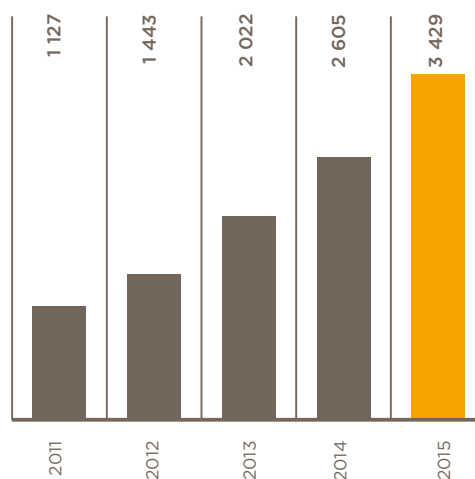
NORMALISED EBITDA (R'M)



NORMALISED HEADLINE EARNINGS (R'M)



**CAPITAL INVESTMENTS
(PROJECTS AND EQUIPMENT) (R'M)**



FINANCIAL		2015	2014	% change
Normalised revenue	R'm	35 238	30 495	16%
Normalised EBITDA	R'm	7 179	6 467	11%
Cash generated from operations	R'm	7 848	6 340	24%
Normalised headline earnings	R'm	3 443	3 052	13%
Total assets	R'm	79 179	70 534	12%
Shareholders' equity	R'm	32 064	24 468	31%
Return on shareholders' equity	%	10.7%	12.5%	(14%)
Normalised headline earnings per ordinary share - basic	cents	408.2	375.8	9%
Normalised headline earnings per ordinary share - diluted	cents	400.6	367.8	9%
Total distribution per ordinary share	cents	106.5	96.0	11%
Net asset value per ordinary share	cents	3 752.5	3 008.0	25%
Share performance				
- Closing price at year end	cents	12 200	7 483	63%
- Market capitalisation	R'm	105 891	61 881	71%
Capital expenditure on projects, new equipment and replacement of equipment				
- Southern Africa	R'm	3 429	2 605	32%
- Switzerland	R'm	1 437	885	62%
- United Arab Emirates	R'm	1 691	1 327	27%
	R'm	301	393	(23%)

OPERATIONAL		2015	2014
Number of hospitals in operation		70	68
- Southern Africa		52	52
- Switzerland		16	14
- United Arab Emirates		2	2
Number of clinics in operation		13	10
- Switzerland		3	2
- United Arab Emirates		10	8
Number of licensed/registered beds:		9 922	9 563
- Southern Africa		7 885	7 614
- Switzerland		1 655	1 567
- United Arab Emirates ¹		382	382
Number of licensed/registered theatres		367	346
- Southern Africa		269	258
- Switzerland		88	78
- United Arab Emirates		10	10

¹ Includes 27 day beds available at Mediclinic Middle East's clinics.

SOCIAL, ENVIRONMENTAL AND OTHER	2015	2014
Inclusion in JSE SRI Index	Yes	Yes
Number of employees	27 696	26 076
- Southern Africa	16 522	15 882
- Switzerland	8 749	7 950
- United Arab Emirates	2 425	2 244
Staff turnover rate		
- Southern Africa	7.2%	9.1%
- Switzerland	13.5%	13.9%
- United Arab Emirates	11.4%	10.1%
Training spend as approximate percentage of payroll		
- Southern Africa	3.0%	3.3%
- Switzerland	5.0%	5.0%
- United Arab Emirates	0.2%	0.4%
Spent on corporate social investment		
- Southern Africa	R'm 10.4	9.7
- Switzerland	CHF'm 2.1	2.1
- United Arab Emirates	AED'm 0.7	0.6
BBBEE (South Africa only)		
- BBBEE scorecard contributor level	4	4
- Percentage black employees	69.1%	67.2%
- Percentage black management employees	25.8%	23.5%
Ranking in CDP Climate Disclosure Leadership Index	joint 2nd	joint 2nd
Total energy usage (gigajoules/bed day)	1.754	1.734
- Southern Africa	0.331	0.336
- Switzerland (per 2012 and 2013 calendar years)	0.533	0.525
- United Arab Emirates (hospitals only)	0.890	0.873